



LILIN

Downhole Motor

Largest manufacturer of downhole motor in the world.



LILIN GROUP

■ www.lilingroup.com

Add: Lilin group Jinnan, Tianjin, China

P.O.BOX: 300350 Tel:86-22-58052996

E - mail: sale@lilingroup.com



CATALOGUE

1	Company Profile	1
2	Model Introduction	2
3	Configuration Instruction	3
4	Technology Advantages	
1	Adjustable Bend Housing	4
2	Bearing Section Assembly in New Transmission Seal	4
3	Anti-break Device on Drive Shaft	4
4	Anti-drop Device on Rotor	5
5	Uniform Thickness Power Section	5
6	Heat-resistant Power Section	5
7	Surface of Rotor	6
8	Material Management of Core Parts	6
9	Low /Medium/ High Speed Power Section	7
10	Oil Seal Drive Shaft	7
11	Non-Magnetic Downhole Motor	7
12	Pipelining on Elastomer Injection of Stator	8
13	LILIN Stator Tester	8
14	LILIN Hydraulic Breakout Unit	8
15	LILIN Power Section Tester	8
5	Sophiscated Technology&Projects	9
6	Quality System & Service System	9
7	Technological Parameters	10 - 17
8	Uniform Thickness Technological Parameters	18 -19



1 Company Profile

LILIN has been the largest specialized downhole motor supplier since 2008. The annual volume of downhole motor production for LILIN is 12000 units, which are being continuously sold globally and covering 55% of the domestic market share. LILIN downhole motors are widely used in various drilling conditions, like oil, gas, mineral and water well.

LILIN provides a wide selection range of downhole motors, which almost cover all the sizes and configurations in the industry. Over the years, the new motors are engineered and designed from both original and customize that puts LILIN motors at the top class of durability, efficiency and technology advance.

LILIN owns 573000m2 workshops and 2000 highly skilled personnel with thousands of high performance machineries along with the most technological and innovative engineering team as the powerful backup.

LILIN has received the API Spec 7-1 monogram, ISO 9001 quality system, ISO 10012 measurement system, ISO 14001 environmental management system, OHSAS 18001 occupation health & safety management system, and (CCS) China classification society quality assurance etc.



7-1-0351



CN01/19452



CN09/10855

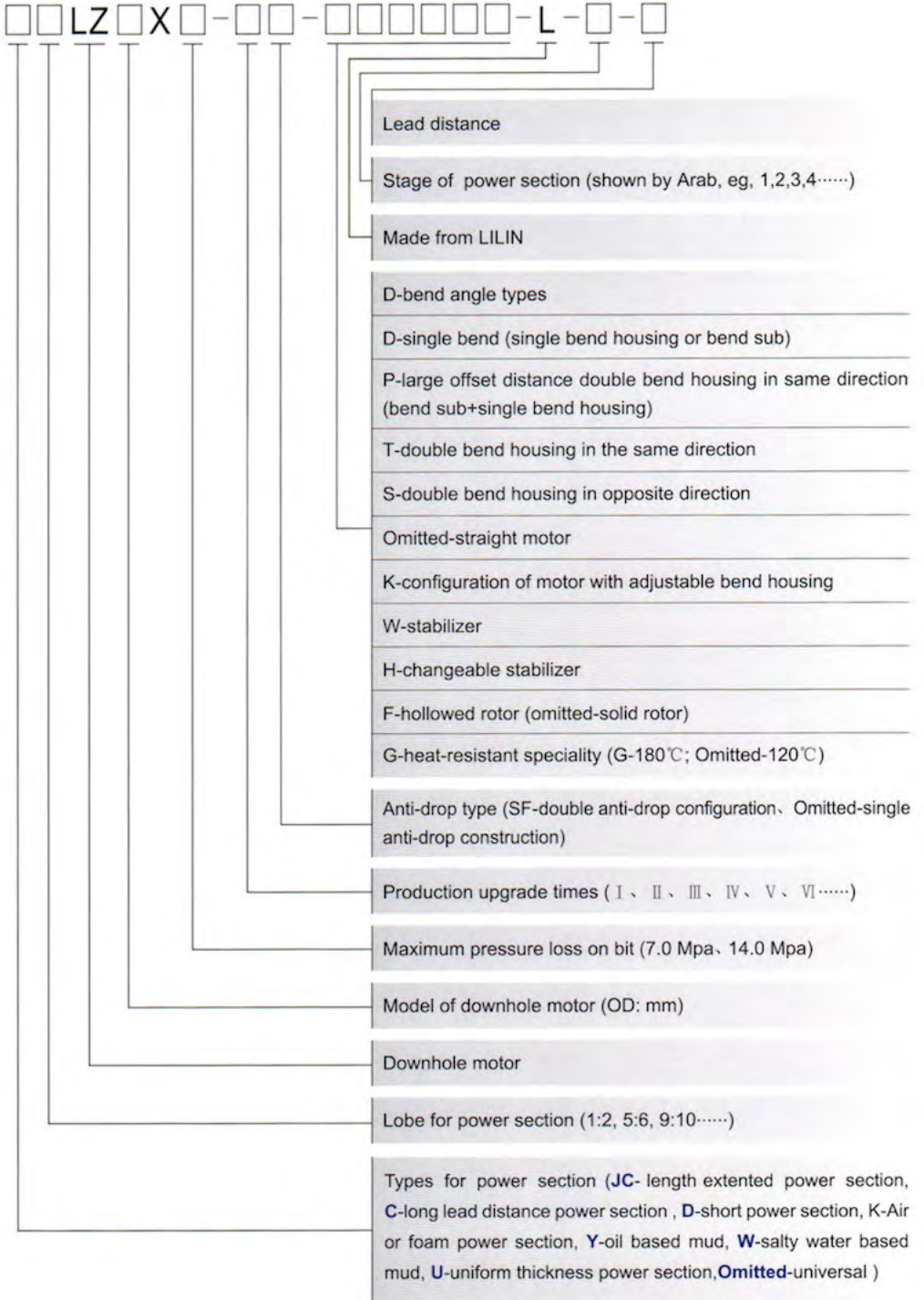


CN10/10481



CMS/413

2 Model Instruction



3 Structure Introduction

Stator

Rotor

Adjustable bend housing

Changeable stabilizer

Drive shaft

By-pass valve assembly


Anti-drop device assembly

Power section assembly

Universal coupling assembly


Bearing section assembly

1 Adjustable Bend Housing



Bend angle will be different in different drilling well from directional well, well in large pitch, horizontal well and so on. New design on universal coupling is applied to downhole motor with adjustable bend housing achieving 19 points for adjust ranging from 0 degree to 4 degree, avoiding the disadvantages of shorter running life, easier corrosion on bare surface of flat universal coupling, accordingly extending the running life of downhole motor.

2 Bearing Section Assembly in New Transmission Seal



New design of transmission seal applied to bearing section assembly increasing the size of contact area effectively between transmission parts, decreasing the contact stress between the parts is helpful to improve the carrying capability and extend the running life of universal coupling.

3 Anti-break Device on Drive Shaft



Carrying capability of the drive shaft is raised by improving material, meliorating technics, perfecting structure design and diliminating sress point, which makes downhole motor suitable for drilling in super deep well such as directional well with large pitch or horizontal well and for oriented rotary drilling.

4 Anti-drop Device on Rotor



Anti-dropping of rotor can be achieved by employing anti-drop device in downhole motor if rupture and thread taken off happens on the housing. Meanwhile, rise of the pressure loss of pump makes operator on earth discover the problems timely to avoid the accident.

5 Uniform Thickness Power Section



Uniform thickness power section invented by LILIN will extend running life of downhole motor and improve running efficiency of the motor. The characteristics are:

- Good cooling speciality improves the running life of the stator.
- Working stability is risen by uniform thickness of the rubber.
- System efficiency is risen up by high pressure bear on single stage.
- Conglutinant size is increased by rising up the contact between rubber and the metal.



6 Heat-resistant Power Section



Elastomer in the stator of anti-resistant power section made by special technics guarantees well-balanced running of stator under 180°C. As a result, the stator can be employed into high temp drilling well and deep drilling well.



7 Surface of Rotor



Common techniques on chroming coating depending on the surface shape of the rotor creates large tolerance between actual streamline and the academic streamline of the rotor, which will reduce the efficiency of the power section. Special chroming coating techniques by LILIN will control the rate between peak and valley of the coating attaching to 1:1.



Tungsten Carbide coating rotor can be supplied by LILIN achieving well running under salty water based mud, which successfully solves the corrosion problem of chroming rotor in saturated salt water based mud.

Rotor Chroming Coating 1:1

8 Material Management of Core Parts



Core parts are of significance in downhole motor running. Especially, special upgrade on techniques of universal coupling and on forging of drive shaft will secure the durable capacity of the spare parts prolonging the running life of the complete downhole motor.




photo by Lilin group

9 Low / Medium / High Speed Power Section

Power section in various lobes, stages and lead distance can be designed according to drilling parameters.

High Speed / Low Torque Power Section




Power section in this type is suitable to PDC bit, soft formation and directional drilling operation.

Medium Speed / Medium Torque Power Section



Motor with lobe 5:6 is commonly used in generally directional and horizontal drilling well. For example, motor in 5:6 lobe can be used by matching with PDC bit and tricone bit for drilling rock.

Low Speed / High Torque Power Section



Motor with lobe 7:8 is commonly used in medium hard formation for directional drilling and horizontal drilling matching with PDC bit or tricone bit.

10 Oil Seal Drive Shaft

Lubricating grease is sealed by highly effective sealing devices on the two sides of the oil sealed drive shaft. In addition, pressure loss in the drive shaft can be coordinated by the change of outer pressure, which makes the pressure loss between inside and outside be in balance to prolong the running life of the sealing device.

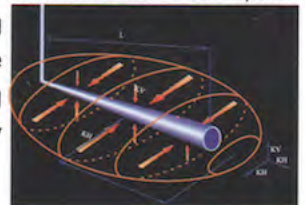
Thrust bearings in new structure instead of the old thrust bearing enlarges inner space, increases the diameter of section of drive shaft to improve the over loading capability.

11 Non-Magnetic Downhole Motor



magnetism from complete downhole motor, achieving accurate measuring result. Non-magnetic motor is widely used in oil and coal drilling field.

Cross-over sub, stator and rotor of non-magnetic motor are made of non-magnetic material. So, non-magnetic drilling collar is not necessary for such motor, which reduces the distance from measuring point to bit and improves the accuracy of the motor. This technics solves the interruption problem on measuring instrument due to the



12 Pipelining on Elastomer Injection of Stator



Elastomer injection pipelining of stator is one unit of injection system which including automoizaion steps on material transporting, weighing, mixing, cooling, etc..., avoiding the manure operation error and improving the quality of the product. At present, 200 pieces of stator per day is available for LILIN .

13 LILIN Stator Bore Gauge



Stator Admeasuring Apparatus of LILIN is specially used to measure ID of the stator, supplying the basic guarantee for ID measuring of the stator. LILIN admeasuring apparatus with characteristics in higher technics, more accuracy compared to other testing tools is available to supply accurate measure data to stator, securing the prefect fit between stator and the rotor. Additionally, LILIN stator admeasuring apparatus is widley used in ID measuring for spiral teeth tools.

14 LILIN Hydraulic Breakout Unit



Hydraulic breakout unit used for motor assemble and disassemble is one automatic device with six claws clipping and bilateral sliding achieving clamping, sliding, spinning and drawing in series, which reduces the labor strength and improves the working efficiency.

15 LILIN Downhole Motor Tester



Power section tester is used in measuring the fit between rotor and stator of downhole motor, evaluating the reasonable degree of streamline on power section and showing the testing parameters.



Downhole motor tester invented by LILIN is used to testing the running function of complete downhole motor. LILIN downhole motor tester realizes the parameters test on output torque, transporting torque, pressure loss test between outlet and inlet and the parameter test on the flowrate.

5 Outstanding Technology & Project

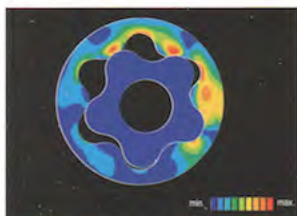
Project Analysis and Application



Many CAE technology are applied to the project by LILIN, such as contact analysis, hydrodynamics analysis, static finite element analysis, fatigue running life expect analysis, for configuration optimization and composite mechanics analysis of downhole motor. At present, complete downhole motor design and analysis system are finished, which make technics of downhole motor be on the top of international market.



Finite Element Analysis



Running environment with high torque and high rotary speed is simulated for the data which is useful for our revising design and removing the heat disadvantage on the friction contact.

Three-dimensional parameter analysis is applied to analyse the distortion stress, optimize design choice, guarantee the streamline and realize reasonable lobe, attaining the perfect fit between stator and rotor.

6 Quality & Service System

Quality System



ISO Global quality system is the main quality management standard for us to strictly inspect technics and instantly upgrade the testing level, representing our responsible spirit for our product.

API symbol utility supplies the complete control for our product making all the manufacture steps under our control.

Service System



Additionally, we pay our attention to product service extension. Strong technological service team supplies the technical guide and help timely. Moreover, product after-sale service keep in pace with the product use, making LILIN go with clients together.

7 Technological Parameters

Model	Tool OD		Bit Size		Connecting Thread		Lobe	Stage	Flow Rate		Rotary Speed	Working Pressure Loss		Output Torque		Max Pressure Loss		Max Torque		Working Pressure		Max Pressure		Output Power	
	mm	in	mm	in	up	down			lpm	gpm		rpm	Mpa	psi	N.m	lb-ft	Mpa	psi	N.m	lb-ft	KN	lb	KN	lb	KW
5LZ43x3.5 L-4-192	43	1 11/16	48-76	1 7/8-3	1AMMT	1AMMT	5:6	4	48-96	13-26	435-870	3.2	466	56	42	4.52	655	79	58	3	660	6	1320	6.5	9
5LZ45x3.5 L-3-330	45	1 3/4	48-76	1 7/8-3	1AMMT	1AMMT	5:6	3	57-170	15-45	228-680	2.4	350	85	62	3.39	495	125	90	3	660	6	1320	8	11
5LZ54x3.5 L-3-360	54	2 1/8	60-89	2 3/8-3 1/2	1REG	1REG	5:6	3	106-240	28-64	282-638	2.4	350	130	96	3.39	495	182	135	4	880	8	1760	11	15
7LZ54x3.5 L-4-416	54	2 1/8	60-89	2 3/8-3 1/2	1REG	1REG	7:8	4	150-300	40-79	292-585	3.2	466	235	173	4.52	655	332	245	4	880	8	1760	20	27
5LZ60x3.5 L-3-600	60	2 3/8	79-111	3 1/8-4 3/8	1REG	1REG	5:6	3	140-280	38-75	298-595	2.4	350	156	115	3.39	495	218	160	5	1100	10	2200	12	16
LZ73x7.0 L-7-400	73	2 7/8	95-121	3 3/4-4 3/4	2 3/8REG	2 3/8REG	1:2	7	102-205	27-55	400-810	5.6	817	204	151	7.91	1154	288	212	12	2640	25	5500	22	28
4LZ73x7.0 L-3-480	73	2 7/8	95-121	3 3/4-4 3/4	2 3/8REG	2 3/8REG	4:5	3	113-303	30-80	154-410	2.4	350	460	339	3.39	495	650	479	12	2640	25	5500	13	17
5LZ73x7.0 L-3-600	73	2 7/8	95-121	3 3/4-4 3/4	2 3/8REG	2 3/8REG	5:6	3	162-578	76-153	121-432	2.4	350	460	339	3.39	495	650	479	12	2640	25	5500	27	36
5LZ73x7.0 L-4-600	73	2 7/8	95-121	3 3/4-4 3/4	2 3/8REG	2 3/8REG	5:6	4	162-578	76-153	121-432	3.2	466	613	452	4.52	655	867	639	12	2640	25	5500	36	48
5LZ79x7.0 L-4-600	79	3 1/8	95-121	3 3/4-4 3/4	2 3/8REG	2 3/8REG	5:6	4	162-578	76-153	121-432	3.2	466	613	452	4.52	655	867	639	12	2640	25	5500	36	48
7LZ79x7.0 L-4-400	79	3 1/8	95-121	3 3/4-4 3/4	2 3/8REG	2 3/8REG	7:8	4	140-419	37-111	138-413	3.2	466	465	342	4.52	655	617	455	12	2640	25	5500	24	32
JC7LZ79x7.0 L-4-720	79	3 1/8	95-121	3 3/4-4 3/4	2 3/8REG	2 3/8REG	7:8	4	252-755	66-200	138-413	3.2	466	745	548	4.52	655	1050	775	12	2640	25	5500	40	55
9LZ79x7.0 L-4-600	79	3 1/8	95-121	3 3/4-4 3/4	2 3/8REG	2 3/8REG	9:10	4	162-578	76-153	97-347	3.2	466	676	490	4.52	655	954	703	12	2640	25	5500	37	49
9LZ79x7.0 L-5-600	79	3 1/8	95-121	3 3/4-4 3/4	2 3/8REG	2 3/8REG	9:10	5	162-578	76-153	97-347	4.0	585	845	608	5.65	824	1192	878	12	2640	25	5500	46	62
4LZ89x7.0 L-4-600	89	3 1/2	107-121	4 1/4-4 3/4	2 3/8REG	2 3/8REG	4:5	4	265-570	70-150	180-390	3.2	466	634	467	4.52	655	895	660	22	4400	35	7700	34	45
4LZ89x7.0 L-5-560	89	3 1/2	114-149	4 1/2-5 7/8	2 3/8REG	2 3/8REG	4:5	5	190-570	50-150	140-420	4.0	585	726	535	5.65	824	1025	756	22	4400	35	7700	40	54
5LZ89x7.0 L-4-600	89	3 1/2	114-149	4 1/2-5 7/8	2 3/8REG	2 3/8REG	5:6	4	255-766	67-202	108-325	3.2	466	1080	800	4.52	655	1526	1126	22	4400	35	7700	47	63
7LZ89x7.0 L-3-8-720	89	3 1/2	107-121	4 1/4-4 3/4	2 3/8REG	2 3/8REG	7:8	3.8	170-490	45-130	74-215	3.04	440	952	702	4.29	622	1342	990	22	4400	35	7700	28	37
LZ95x7.0 L-4-770	95	3 3/4	118-149	4 5/8-5 7/8	2 7/8REG	2 7/8REG	1:2	4	150-450	40-119	160-478	3.2	466	432	319	4.52	655	574	423	30	6600	55	12100	26	35
4LZ95x7.0 L-5-600	95	3 3/4	118-149	4 5/8-5 7/8	2 7/8REG	2 7/8REG	4:5	5	270-720	71-190	129-340	4	585	1190	880	5.65	824	1680	1240	30	6600	55	12100	59	80
5LZ95x7.0 L-3-600	95	3 3/4	118-149	4 5/8-5 7/8	2 7/8REG	2 7/8REG	5:6	3	320-800	85-211	124-300	2.4	350	833	615	3.39	495	1177	868	30	6600	55	12100	32	43
5LZ95x7.0 L-5-600	95	3 3/4	118-149	4 5/8-5 7/8	2 7/8REG	2 7/8REG	5:6	5	320-800	85-211	124-300	4	585	1388	1025	5.65	824	1962	1447	30	6600	55	12100	53	72
7LZ95x7.0 L-3-600	95	3 3/4	118-149	4 5/8-5 7/8	2 7/8REG	2 7/8REG	7:8	3	389-778	102-205	167-335	2.4	350	710	525	3.39	495	1000	740	30	6600	55	12100	32	43
K7LZ95x7.0 L-2-1440	95	3 3/4	118-149	4 5/8-5 7/8	2 7/8REG	2 7/8REG	7:8	2	480-960	127-254	87-174	1.6	232	1129	832	2.26	328	1595	1176	30	6600	55	12100	24	32
7LZ95x7.0 L-10-1-520	95	3 3/4	118-149	4 5/8-5 7/8	2 7/8REG	2 7/8REG	7:8	10.1	300-680	80-180	150-340	8.08	1170	2212	1632	11.41	1655	3125	2305	30	6600	55	12100	100	135
7LZ95x7.0 L-6-7-616	95	3 3/4	118-149	4 5/8-5 7/8	2 7/8REG	2 7/8REG	7:8	6.7	300-610	80-160	126-257	5.36	777	1738	1280	7.57	1098	2455	1810	30	6600	55	12100	60	81
9LZ95x7.0 L-4-600	95	3 3/4	118-149	4 5/8-5 7/8	2 7/8REG	2 7/8REG	9:10	4	460-928	120-245	139-280	3.2	466	1426	1052	4.52	655	1895	1320	30	6600	55	12100	48	64
7LZ102x7.0 L-4-600	102	4	121-152	4 3/4-6	2 7/8REG	2 7/8REG	7:8	4	425-850	112-225	150-300	3.2	466	1133	835	4.52	655	1600	1180	30	6600	55	12100	45	60
5LZ105x7.0 L-4-600	105	4 1/8	121-152	4 3/4-6	2 7/8REG	2 7/8REG	5:6	4	450-900	120-240	146-292	3.2	466	1248	920	4.52	655	1656	1222	35	7700	80	17600	46	61
5LZ105x7.0 L-10-1-522	105	4 1/8	121-152	4 3/4-6	2 7/8REG	2 7/8REG	5:6	10.1	340-700	90-185	150-310	8.08	1172	2310	1700	11.4	1652	3250	2400	35	7700	80	17600	90	120
7LZ105x7.0-6-696	105	4 1/8	121-152	4 3/4-6	2 7/8REG	2 7/8REG	7:8	6	420-780	111-206	123-228	4.8	700	2214	1662	6.78	988	3128	2348	35	7700	80	17600	67	89
9LZ105x7.0 L-4-600	105	4 1/8	121-152	4 3/4-6	2 7/8REG	2 7/8REG	9:10	4	498-997	131-263	132-265	3.2	466	1630	1200	4.52	655	2165	1597	35	7700	80	17600	51	68
9LZ105x7.0 L-5-600	105	4 1/8	121-152	4 3/4-6	2 7/8REG	2 7/8REG	9:10	5	498-997	131-263	132-265	4	585	2037	1503	5.65	824	2706	1995	35	7700	80	17600	63	85
9LZ105x7.0 L-6-660	105	4 1/8	121-152	4 3/4-6	2 7/8REG	2 7/8REG	9:10	6	510-1020	135-270	140-280	4.8	696	2215	1633	6.78	983	3127	2306	35	7700	80	17600	75	105
2LZ120x7.0 L-4-900	120	4 3/4	149-200	5 7/8-7 7/8	3 1/2REG	3 1/2REG	2:3	4	454-909	120-240	180-360	3.2	466	1030	760	4.52	655	1367	1008	49	10803	100	22000	46	62
4LZ120x7.0 L-6-725	120	4 3/4	149-200	5 7/8-7 7/8	3 1/2REG	3 1/2REG	4:5	6	495-990	131-262	150-300	4.8	700	2137	1576	6.78	988	3019	2226	49	10803	100	22000	81	108
4LZ120x7.0 L-5-725	120	4 3/4	149-200	5 7/8-7 7/8	3 1/2REG	3 1/2REG	4:5	5	495-990	131-262	150-300	4	585	1780	1313	5.65	824	2515	1855	49	10803	100	22000	71	95
5LZ120x7.0 L-3-900	120	4 3/4	149-200	5 7/8-7 7/8	3 1/2REG	3 1/2REG	5:6	3	694-1388	184-367	140-278	2.4	350	1620	1195	3.39	495	2288	1688	49	10803	100	22000	57	76
5LZ120x7.0 L-4-900	120	4 3/4	149-200	5 7/8-7 7/8	3 1/2REG	3 1/2REG	5:6	4	694-1388	184-367	140-278	3.2	466	2160	1593	4.52	655	2869	2116	49	10803	100	22000	71	95

7 Technological Parameters

Model	Tool OD		Bit Size		Connecting Thread		Lobe	Stage	Flow Rate		Rotary Speed	Working Pressure Loss		Output Torque		Max Pressure Loss		Max Torque		Working Pressure		Max Pressure		Output Power	
	mm	in	mm	in	up	down			lpm	gpm		rpm	Mpa	psi	N.m	lb-ft	Mpa	psi	N.m	lb-ft	KN	lb	KN	lb	KW
5LZ120x7.0 L-3.3-660	120	4 3/4	149-200	5 7/8-7 7/8	3 1/2REG	3 1/2REG	5:6	3.3	380-1040	100-275	105-295	2.64	380	1260	930	3.73	540	1670	1230	49	10803	100	22000	44	58
5LZ120x7.0 L-5-864	120	4 3/4	149-200	5 7/8-7 7/8	3 1/2REG	3 1/2REG	5:6	5	650-1300	171-342	140-280	4	585	2344	1730	5.65	824	3312	2442	49	10803	100	22000	87	117
5LZ120x7.0 L-6-720	120	4 3/4	149-200	5 7/8-7 7/8	3 1/2REG	3 1/2REG	5:6	6	540-1080	143-286	140-280	4.8	696	2344	1729	6.78	983	3312	2443	49	10803	100	22000	85	114
5LZ120x7.0 L-6-864	120	4 3/4	149-200	5 7/8-7 7/8	3 1/2REG	3 1/2REG	5:6	6	650-1300	171-342	140-280	4.8	700	2831	2076	6.78	988	3974	2930	49	10803	100	22000	99	133
K7LZ120x7.0 L-2-1600	120	4 3/4	149-200	5 7/8-7 7/8	3 1/2REG	3 1/2REG	7:8	2	603-1206	159-318	60-120	1.6	232	2074	1530	2.26	328	2930	2161	49	10803	100	22000	33	45
C7LZ120x7.0 L-3-1200	120	4 3/4	149-200	5 7/8-7 7/8	3 1/2REG	3 1/2REG	7:8	3	745-1489	196-393	98-196	2.4	350	2468	1819	3.39	495	3277	2417	49	10803	100	22000	60	81
7LZ120x7.0 L-4-896	120	4 3/4	149-200	5 7/8-7 7/8	3 1/2REG	3 1/2REG	7:8	4	745-1489	196-393	130-261	3.2	466	2468	1819	4.52	655	3277	2417	49	10803	100	22000	75	102
7LZ120x7.0 L-6.5-896	120	4 3/4	149-200	5 7/8-7 7/8	3 1/2REG	3 1/2REG	7:8	6.5	745-1489	196-393	130-261	5.2	757	4010	2956	7.35	1065	5325	3938	49	10803	100	22000	122	166
7LZ120x7.0 L-7-624	120	4 3/4	149-200	5 7/8-7 7/8	3 1/2REG	3 1/2REG	7:8	7	516-1030	130-273	128-256	5.6	817	2829	2087	7.91	1154	3997	2848	49	10803	100	22000	85	114
9LZ120x7.0 L-3.6-1450	120	4 3/4	149-200	5 7/8-7 7/8	3 1/2REG	3 1/2REG	9:10	3.6	745-1489	196-393	72-143	2.88	421	3685	2717	4.1	590	5245	3868	49	10803	100	22000	71	95
9LZ120x7.0 L-4-900	120	4 3/4	149-200	5 7/8-7 7/8	3 1/2REG	3 1/2REG	9:10	4	745-1489	196-393	115-230	3.2	466	2546	1873	4.52	655	3588	2646	49	10803	100	22000	77	104
9LZ120x7.0 L-6.5-900	120	4 3/4	149-200	5 7/8-7 7/8	3 1/2REG	3 1/2REG	9:10	6.5	745-1489	196-393	115-230	5.2	757	4137	3043	7.35	1065	5830	4300	49	10803	100	22000	126	169
9LZ120x7.0 L-2-2600	120	4 3/4	149-200	5 7/8-7 7/8	3 1/2REG	3 1/2REG	9:10	2	745-1489	196-393	40-80	1.6	233	3685	2717	2.26	328	5245	3868	49	10803	100	22000	39	53
2LZ127x7.0 L-4-900	127	5	149-200	5 7/8-7 7/8	3 1/2REG	3 1/2REG	2:3	4	454-909	120-240	180-360	3.2	466	1030	760	4.52	655	1367	1008	49	10803	100	22000	46	62
4LZ127x7.0 L-6-725	127	5	149-200	5 7/8-7 7/8	3 1/2REG	3 1/2REG	4:5	6	495-990	131-262	150-300	4.8	700	2137	1576	6.78	988	3019	2226	49	10803	100	22000	81	108
4LZ127x7.0 L-5-725	127	5	149-200	5 7/8-7 7/8	3 1/2REG	3 1/2REG	4:5	5	495-990	131-262	150-300	4	585	1780	1313	5.65	824	2515	1855	49	10803	100	22000	71	95
5LZ127x7.0 L-3-900	127	5	149-200	5 7/8-7 7/8	3 1/2REG	3 1/2REG	5:6	3	694-1388	184-367	140-278	2.4	350	1620	1195	3.39	495	2288	1688	49	10803	100	22000	57	76
5LZ127x7.0 L-4-900	127	5	149-200	5 7/8-7 7/8	3 1/2REG	3 1/2REG	5:6	4	694-1388	184-367	140-278	3.2	466	2160	1593	4.52	655	2869	2116	49	10803	100	22000	71	95
5LZ127x7.0 L-5-864	127	5	149-200	5 7/8-7 7/8	3 1/2REG	3 1/2REG	5:6	5	650-1300	171-342	140-280	4	585	2344	1730	5.65	824	3312	2442	49	10803	100	22000	87	117
5LZ127x7.0 L-6-720	127	5	149-200	5 7/8-7 7/8	3 1/2REG	3 1/2REG	5:6	6	540-1080	143-286	138-280	4.8	696	2344	1729	6.78	983	3312	2443	49	10803	100	22000	85	114
7LZ127x7.0 L-4-896	127	5	149-200	5 7/8-7 7/8	3 1/2REG	3 1/2REG	7:8	4	745-1489	196-393	130-261	3.2	466	2468	1819	4.52	655	3277	2417	49	10803	100	22000	75	102
7LZ127x7.0 L-7-624	127	5	149-200	5 7/8-7 7/8	3 1/2REG	3 1/2REG	7:8	7	516-1030	130-273	128-256	5.6	817	2829	2087	7.91	1154	3997	2848	49	10803	100	22000	85	114
9LZ127x7.0 L-4-900	127	5	149-200	5 7/8-7 7/8	3 1/2REG	3 1/2REG	9:10	4	745-1489	196-393	115-230	3.2	466	2546	1873	4.52	655	3588	2646	49	10803	100	22000	77	104
5LZ140x7.0 L-4-810	140	5 1/2	171-222	6 3/4-8 3/4	4 1/2REG	4 1/2REG	5:6	4	718-1436	190-379	101-202	3.2	466	2613	1927	4.52	655	3471	2560	49	10803	100	22000	73	98
7LZ140x7.0 L-5-810	140	5 1/2	171-222	6 3/4-8 3/4	4 1/2REG	4 1/2REG	7:8	5	794-1587	210-419	95-190	4	585	3848	2838	5.65	824	5436	4009	49	10803	100	22000	98	131
5LZ159x7.0 L-5-840	159	6 1/4	171-222	6 3/4-8 3/4	4 1/2REG	4 1/2REG	5:6	5	828-1656	219-438	88-177	4	585	4221	3113	5.65	824	5962	4397	80	17600	160	35200	111	148
7LZ159x7.0 L-3-1120	159	6 1/4	171-222	6 3/4-8 3/4	4 1/2REG	4 1/2REG	7:8	3	828-1656	219-438	67-135	2.4	350	3775	2784	3.39	495	5332	3932	80	17600	160	35200	68	90
LZ165x7.0 L-4-840	165	6 1/2	213-251	8 3/8-9 7/8	4 1/2REG	4 1/2REG	1:2	4	450-899	119-237	163-325	3.2	466	1018	751	4.52	655	1352	997	49	10803	100	22000	46	62
5LZ165x7.0 L-3.5-660	165	6 1/2	213-251	8 3/8-9 7/8	4 1/2REG	4 1/2REG	5:6	3.5	686-1371	181-362	87-174	2.8	408	2555	1885	3.955	577	3609	2662	80	17600	160	35200	66	88
4LZ165x7.0 L-7-770	165	6 1/2	213-251	8 3/8-9 7/8	4 1/2REG	4 1/2REG	4:5	7	730-1460	193-386	109-217	5.6	815	4799	3539	7.91	1147	6778	4998	80	17600	160	35200	139	186
5LZ165x7.0 L-4-840	165	6 1/2	213-251	8 3/8-9 7/8	4 1/2REG	4 1/2REG	5:6	4	862-1724	228-456	87-174	3.2	466	3673	2709	4.52	655	4878	3597	80	17600	160	35200	88	119
5LZ165x7.0 L-5-840	165	6 1/2	213-251	8 3/8-9 7/8	4 1/2REG	4 1/2REG	5:6	5	862-1724	228-456	87-174	4	585	4590	3386	5.65	824	6484	4783	80	17600	160	35200	100	135
5LZ165x7.0 L-6-840	165	6 1/2	213-251	8 3/8-9 7/8	4 1/2REG	4 1/2REG	5:6	6	862-1724	228-456	87-174	4.8	700	5509	4063	6.78	988	7781	5739	80	17600	160	35200	121	162
7LZ165x7.0 L-3.8-1890	165	6 1/2	213-251	8 3/8-9 7/8	4 1/2REG	4 1/2REG	7:8	3.8	1200-2400	317-634	51-103	3.04	440	8975	6620	4.3	624	12700	9366	80	17600	160	35200	123	165
K9LZ165x7.0 L-2-1690	165	6 1/2	213-251	8 3/8-9 7/8	4 1/2REG	4 1/2REG	9:10	2	1148-2296	303-606	55-110	1.6	232	4374	3226	2.26	328	6178	4556	80	17600	160	35200	64	86
JC9LZ165x7.0 L-3-1690	165	6 1/2	213-251	8 3/8-9 7/8	4 1/2REG	4 1/2REG	9:10	3	1110-2220	293-586	51-103	2.4	350	6560	4838	3.39	495	9264	6838	80	17600	160	35200	90	120
JC9LZ165x7.0 L-3.7-1370	165	6 1/2	213-251	8 3/8-9 7/8	4 1/2REG	4 1/2REG	9:10	3.7	1110-2220	293-586	51-103	2.96	430	6550	4832	4.18	610	9259	6832	80	17600	160	35200	90	120
9LZ165x7.0 L-4-840	165	6 1/2	213-251	8 3/8-9 7/8	4 1/2REG	4 1/2REG	9:10	4	990-1979	262-523	93-187	3.2	466	4579	3377	4.52	655	6082	4485	80	17600	160	35200	98	132
LZ172x7.0 L-4-840	172	6 3/4	213-251	8 3/8-9 7/8	4 1/2REG	4 1/2REG	1:2	4	450-899	119-237	191-382	3.2	466	1018	751	4.52	655	1352	997	80	17600	160	35200	46	62

7 Technological Parameters

Model	Tool OD		Bit Size		Connecting Thread		Lobe	Stage	Flow Rate		Rotary Speed	Working Pressure Loss		Output Torque		Max Pressure Loss		Max Torque		Working Pressure		Max Pressure		Output Power	
	mm	in	mm	in	up	down			lpm	gpm		rpm	Mpa	psi	N.m	lb-ft	Mpa	psi	N.m	lb-ft	KN	lb	KN	lb	KW
2LZ172x7.0 L-8-780	172	63/4	213-251	83/8-97/8	41/2REG	41/2REG	2:3	8	590-1180	156-312	120-240	6.4	933	4011	2958	9.04	1318	5566	4179	100	22000	170	37400	126	168
2LZ172x7.0 L-7-780	172	63/4	213-251	83/8-97/8	41/2REG	41/2REG	2:3	7	590-1180	156-312	120-240	5.6	817	3510	2588	7.91	1154	4958	3656	100	22000	170	37400	110	147
3LZ172x7.0 L-6-840	172	63/4	213-251	83/8-97/8	41/2REG	41/2REG	3:4	6	770-1539	204-407	130-220	4.8	700	4660	4854	6.78	988	6580	4854	100	22000	170	37400	126	206
4LZ172x7.0 L-7-770	172	63/4	213-251	83/8-97/8	41/2REG	41/2REG	4:5	7	833-1665	220-440	102-205	5.6	817	6158	4541	7.91	1154	8698	6415	100	22000	170	37400	154	206
5LZ172x7.0 L-4-840	172	63/4	213-251	83/8-97/8	41/2REG	41/2REG	5:6	4	947-1894	250-500	78-154	3.2	466	4160	3068	4.52	655	5525	4075	100	22000	170	37400	126	170
5LZ172x7.0 L-5-840	172	63/4	213-251	83/8-97/8	41/2REG	41/2REG	5:6	5	947-1894	250-500	78-154	4	585	5200	3835	5.65	824	7345	5417	100	22000	170	37400	118	159
5LZ172x7.0 L-6-840	172	63/4	213-251	83/8-97/8	41/2REG	41/2REG	5:6	6	947-1894	250-500	78-154	4.8	700	6240	4600	6.78	988	8814	6500	100	22000	170	37400	142	190
5LZ172x7.0 L-7-840	172	63/4	213-251	83/8-97/8	41/2REG	41/2REG	5:6	7	947-1894	250-500	78-154	5.6	812	7280	5367	7.91	1154	10283	7583	100	22000	170	37400	141	189
6LZ172x7.0 L-6.5-700	172	63/4	213-251	83/8-97/8	41/2REG	41/2REG	6:7	6.5	828-1655	218-437	92-184	5.2	760	6040	4460	7.345	1070	8530	6292	100	22000	170	37400	147	198
7LZ172x7.0 L-5-914	172	63/4	213-251	83/8-97/8	41/2REG	41/2REG	7:8	5	1183-2366	312-625	84-168	4	585	7176	5293	5.65	824	10137	7476	100	22000	170	37400	150	200
7LZ172x7.0 L-5.5-914	172	63/4	213-251	83/8-97/8	41/2REG	41/2REG	7:8	5.5	1183-2366	312-625	84-168	4.4	640	7895	5823	6.22	902	11160	8230	100	22000	170	37400	176	236
7LZ172x7.0 L-6-914	172	63/4	213-251	83/8-97/8	41/2REG	41/2REG	7:8	6	1183-2366	312-625	84-168	4.8	700	8611	6352	6.78	988	12165	8971	100	22000	170	37400	180	240
7LZ172x7.0 L-5.7-1080	172	63/4	213-251	83/8-97/8	41/2REG	41/2REG	7:8	5.7	1183-2366	312-625	76-152	4.56	660	9030	6660	6.44	934	12750	9400	100	22000	170	37400	170	230
7LZ172x7.0 L-7.5-840	172	63/4	213-251	83/8-97/8	41/2REG	41/2REG	7:8	7.5	1050-2100	277-554	90-179	6.0	870	8960	6610	8.46	1228	12634	9317	100	22000	170	37400	213	285
K9LZ172x7.0 L-2-1690	172	63/4	213-251	83/8-97/8	41/2REG	41/2REG	9:10	2	1110-2220	293-586	43-86	1.6	232	5284	3897	2.26	328	7464	5505	100	22000	170	37400	61	82
JC9LZ172x7.0 L-3-1690	172	63/4	213-251	83/8-97/8	41/2REG	41/2REG	9:10	3	1110-2220	293-586	48-96	2.4	350	7926	5846	3.39	495	11196	8857	100	22000	170	37400	100	135
C9LZ172x7.0 L-3.5-1426	172	63/4	213-251	83/8-97/8	41/2REG	41/2REG	9:10	3.5	1110-2220	293-586	51-101	2.8	408	7808	5758	3.995	577	10978	8096	100	22000	170	37400	100	135
9LZ172x7.0 L-2-850	172	63/4	213-251	83/8-97/8	41/2REG	41/2REG	9:10	2	1206-2411	319-637	78-156	1.6	233	3148	2320	2.26	330	4446	3279	100	22000	170	37400	61	82
9LZ172x7.0 L-4-850	172	63/4	213-251	83/8-97/8	41/2REG	41/2REG	9:10	4	1110-2220	293-586	84-169	3.2	466	5355	3949	4.52	655	7112	5245	100	22000	170	37400	78	105
LZ178x7.0 L-4-840	178	7	213-251	83/8-97/8	41/2REG	41/2REG	1:2	4	450-899	119-237	191-382	3.2	466	1018	751	4.52	655	1352	997	80	17600	160	35200	46	62
2LZ178x7.0 L-8-780	178	7	213-251	83/8-97/8	41/2REG	41/2REG	2:3	8	590-1180	156-312	120-240	6.4	933	4011	2958	9.04	1318	5566	4179	100	22000	170	37400	126	168
2LZ178x7.0 L-7-780	178	7	213-251	83/8-97/8	41/2REG	41/2REG	2:3	7	590-1180	156-312	120-240	5.6	817	3510	2588	7.91	1154	4958	3656	100	22000	170	37400	110	147
3LZ178x7.0 L-6-840	178	7	213-251	83/8-97/8	41/2REG	41/2REG	3:4	6	770-1539	204-407	130-220	4.8	700	4660	4854	6.78	988	6580	4854	100	22000	170	37400	126	206
4LZ178x7.0 L-7-770	178	7	213-251	83/8-97/8	41/2REG	41/2REG	4:5	7	833-1665	220-440	102-205	5.6	817	6158	4541	7.91	1154	8698	6415	100	22000	170	37400	154	206
5LZ178x7.0 L-4-840	178	7	213-251	83/8-97/8	41/2REG	41/2REG	5:6	4	947-1894	250-500	78-154	3.2	466	4160	3068	4.52	655	5525	4075	100	22000	170	37400	126	170
5LZ178x7.0 L-5-840	178	7	213-251	83/8-97/8	41/2REG	41/2REG	5:6	5	947-1894	250-500	78-154	4	585	5200	3835	5.65	824	7345	5417	100	22000	170	37400	118	159
5LZ178x7.0 L-7-840	178	7	213-251	83/8-97/8	41/2REG	41/2REG	5:6	7	947-1894	250-500	78-154	5.6	812	7280	5367	7.91	1154	10283	7583	100	22000	170	37400	141	189
5LZ178x7.0 L-6-840	178	7	213-251	83/8-97/8	41/2REG	41/2REG	5:6	6	947-1894	250-500	78-154	4.8	700	6240	4600	6.78	988	8814	6500	100	22000	170	37400	142	190
7LZ178x7.0 L-5-914	178	7	213-251	83/8-97/8	41/2REG	41/2REG	7:8	5	1183-2366	312-625	84-168	4	585	7176	5293	5.65	824	10137	7476	100	22000	170	37400	150	200
7LZ172x7.0 L-7.5-840	178	7	213-251	83/8-97/8	41/2REG	41/2REG	7:8	7.5	1050-2100	277-554	90-179	6.0	870	8960	6610	8.46	1228	12634	9317	100	22000	170	37400	213	285
JC9LZ178x7.0 L-3-1690	178	7	213-251	83/8-97/8	41/2REG	41/2REG	9:10	3	1110-2220	293-586	48-96	2.4	350	7926	5846	3.39	495	11196	8857	100	22000	170	37400	100	135
C9LZ178x7.0 L-3.5-1426	178	7	213-251	83/8-97/8	41/2REG	41/2REG	9:10	3.5	1110-2220	293-586	51-101	2.8	408	7808	5758	3.995	577	10978	8096	100	22000	170	37400	100	135
9LZ178x7.0 L-2-850	178	7	213-251	83/8-97/8	41/2REG	41/2REG	9:10	2	1206-2411	319-637	78-156	1.6	233	3148	2320	2.26	330	4446	3279	100	22000	170	37400	61	82
9LZ178x7.0 L-4-850	178	7	213-251	83/8-97/8	41/2REG	41/2REG	9:10	4	1110-2220	293-586	84-169	3.2	466	5355	3949	4.52	655	7112	5245	100	22000	170	37400	78	105
5LZ185x7.0 L-5-850	185	7 1/4	222-251	83/4-97/8	41/2REG	65/8REG	5:6	5	985-1970	260-520	91-182	4	585	5548	4090	5.65	824	7836	5779	100	22000	170	37400	134	180
6LZ185x7.0 L-7-840	185	7 1/4	222-251	83/4-97/8	41/2REG	65/8REG	6:7	7	1032-2065	273-546	87-174	5.6	819	8985	6626	7.7	1126	12355	9111	100	22000	170	37400	202	272
7LZ185x7.0 L-7-840	185	7 1/4	222-251	83/4-97/8	41/2REG	65/8REG	7:8	7	1164-2328	308-615	78-156	5.6	819	11258	8303	7.7	1126	15479	11416	100	22000	170	37400	252	339
9LZ185x7.0 L-3-1690	185	7 1/4	222-251	83/4-97/8	41/2REG	65/8REG	9:10	3	1080-2700	285-713	38-96	2.4	350	8589	6335	3.39	495	12132	8948	100	22000	170	37400	109	147
LZ197x7.0 L-4-840	197	7 3/4	251-311	97/8-121/4	51/2REG	65/8REG	1:2	4	465-930	123-246	139-277	3.2	466	1366	1007	4.52	655	1814	1338	100	22000	170	37400	47	62

7 Technological Parameters

Model	Tool OD		Bit Size		Connecting Thread		Lobe	Stage	Flow Rate		Rotary Speed	Working Pressure Loss		Output Torque		Max Pressure Loss		Max Torque		Working Pressure		Max Pressure		Output Power	
	mm	in	mm	in	up	down			lpm	gpm		rpm	Mpa	psi	N.m	lb-ft	Mpa	psi	N.m	lb-ft	KN	lb	KN	lb	KW
4LZ197x7.0 L-6-840	197	7 3/4	251-311	9 7/8-12 1/4	5 1/2 REG	6 5/8 REG	4:5	6	1020-2040	269-538	85-170	4.8	700	7340	5415	6.78	988	10367	7646	150	33000	200	44000	166	222
4LZ197x7.0 L-7-720	197	7 3/4	251-311	9 7/8-12 1/4	6 5/8 REG	6 5/8 REG	4:5	7	1020-2040	230-461	86-172	5.6	812	7800	5752	7.91	1147	11020	8125	150	33000	200	44000	178	240
5LZ197x7.0 L-4-840	197	7 3/4	251-311	9 7/8-12 1/4	5 1/2 REG	6 5/8 REG	5:6	4	1113-2225	295-588	79-158	3.2	466	5022	3704	4.52	655	6700	4920	150	33000	200	44000	99	133
5LZ197x7.0 L-5-840	197	7 3/4	251-311	9 7/8-12 1/4	5 1/2 REG	6 5/8 REG	5:6	5	1113-2225	295-588	79-158	4	585	6277	4629	5.65	824	8866	6540	150	33000	200	44000	130	176
5LZ197x7.0 L-6-840	197	7 3/4	251-311	9 7/8-12 1/4	5 1/2 REG	6 5/8 REG	5:6	6	1113-2225	295-588	79-158	4.8	700	7533	5555	6.78	988	10640	7847	150	33000	200	44000	157	210
9LZ197x7.0 L-4-840	197	7 3/4	251-311	9 7/8-12 1/4	5 1/2 REG	6 5/8 REG	9:10	4	1267-2534	335-670	72-145	3.2	466	6260	4617	4.52	655	8315	6132	150	33000	200	44000	113	152
7LZ197x7.0 L-5-840	197	7 3/4	251-311	9 7/8-12 1/4	5 1/2 REG	6 5/8 REG	7:8	5	1230-2460	322-645	75-150	4	585	7220	5324	5.65	824	10197	7520	155	34100	200	44000	130	176
C9LZ197x7.0 L-4-1050	197	7 3/4	251-311	9 7/8-12 1/4	5 1/2 REG	6 5/8 REG	9:10	4	1510-3028	400-800	67-135	3.2	466	9022	6655	4.52	655	12743	9398	150	33000	200	44000	162	217
C9LZ197x7.0 L-2-2100	197	7 3/4	251-311	9 7/8-12 1/4	5 1/2 REG	6 5/8 REG	9:10	2	1510-3028	400-800	34-67	1.6	233	9022	6655	2.26	328	12743	9398	150	33000	200	44000	81	109
LZ203x7.0 L-4-840	203	8	251-311	9 7/8-12 1/4	5 1/2 REG	6 5/8 REG	1:2	4	465-930	123-246	139-277	3.2	466	1366	1007	4.52	655	1814	1338	100	22000	170	37400	47	62
C4LZ203x7.0 L-5-1015	203	8	251-311	9 7/8-12 1/4	6 5/8 REG	6 5/8 REG	4:5	5	1320-3410	350-900	90-235	4	585	7850	5790	5.65	824	11090	8180	155	34100	250	55000	218	292
4LZ203x7.0 L-6-840	203	8	251-311	9 7/8-12 1/4	5 1/2 REG	6 5/8 REG	4:5	6	1020-2040	269-538	85-170	4.8	700	7340	5415	6.78	988	10367	7646	150	33000	200	44000	166	222
5LZ203x7.0 L-4-840	203	8	251-311	9 7/8-12 1/4	5 1/2 REG	6 5/8 REG	5:6	4	1113-2225	295-588	79-158	3.2	466	5022	3704	4.52	655	6700	4920	155	34100	250	55000	99	133
5LZ203x7.0 L-5-840	203	8	251-311	9 7/8-12 1/4	5 1/2 REG	6 5/8 REG	5:6	5	1113-2225	295-588	79-158	4	585	6277	4629	5.65	824	8866	6540	155	34100	250	55000	130	176
7LZ203x7.0 L-5-840	203	8	251-311	9 7/8-12 1/4	5 1/2 REG	6 5/8 REG	7:8	5	1230-2460	295-650	75-150	4	585	7220	5324	5.65	824	10197	7520	155	34100	250	55000	143	194
9LZ203x7.0 L-4-840	203	8	251-311	9 7/8-12 1/4	5 1/2 REG	6 5/8 REG	9:10	4	1267-2534	335-670	72-145	3.2	466	6260	4617	4.52	655	8315	6132	150	33000	200	44000	113	152
C9LZ203x7.0 L-4-1050	203	8	251-311	9 7/8-12 1/4	5 1/2 REG	6 5/8 REG	9:10	4	1510-3028	400-800	67-135	3.2	466	9022	6655	4.52	655	12743	9398	150	33000	200	44000	162	217
5LZ210x7.0 L-5-840	210	8 1/4	251-375	9 7/8-14 3/4	6 5/8 REG	6 5/8 REG	5:6	5	1228-2455	325-650	75-150	4	585	7481	5517	5.65	824	10567	7793	180	39600	300	66000	149	200
7LZ210x7.0 L-5-840	210	8 1/4	251-311	9 7/8-12 1/4	6 5/8 REG	6 5/8 REG	7:8	5	1345-2650	350-700	69-138	4	585	9795	7222	5.65	824	13832	10200	220	48400	330	79200	179	240
7LZ210x7.0 L-5-1008	210	8 1/4	251-375	9 7/8-14 3/4	6 5/8 REG	6 5/8 REG	7:8	5	1580-3160	418-835	121-142	4	585	11459	8450	5.65	824	16186	11937	180	39600	300	66000	216	290
5LZ216x7.0 L-4-840	216	8 1/2	251-375	9 7/8-14 3/4	6 5/8 REG	6 5/8 REG	5:6	4	1228-2455	325-650	72-145	3.2	466	6105	4502	4.52	655	8108	5980	180	39600	300	66000	112	150
5LZ216x7.0 L-5-840	216	8 1/2	251-311	9 7/8-12 1/4	6 5/8 REG	6 5/8 REG	5:6	5	1228-2455	325-650	72-145	4	585	7631	5628	5.65	824	10607	7823	180	39600	300	66000	147	197
5LZ216x7.0 L-6-840	216	8 1/2	251-311	9 7/8-12 1/4	6 5/8 REG	6 5/8 REG	5:6	6	1228-2455	325-650	72-145	4.8	700	10267	7572	6.78	988	14502	10695	220	48400	330	79200	198	265
7LZ216x7.0 L-5-840	216	8 1/2	251-311	9 7/8-12 1/4	6 5/8 REG	6 5/8 REG	7:8	5	1325-2650	350-700	69-138	4	585	9795	7222	5.65	824	13832	10200	220	48400	330	79200	179	240
K9LZ216x7.0 L-1260	216	8 1/2	251-311	9 7/8-12 1/4	6 5/8 REG	6 5/8 REG	9:10	2.5	1440-2880	380-760	45-90	2	290	7230	5333	2.83	410	10230	7545	180	39600	300	66000	77	103
5LZ228x7.0 L-5-840	228	9	251-311	9 7/8-12 1/4	6 5/8 REG	6 5/8 REG	5:6	5	1228-2455	325-650	72-145	4	585	7631	5628	5.65	824	10607	7823	180	39600	300	66000	147	197
5LZ228x7.0 L-6-840	228	9	251-311	9 7/8-12 1/4	6 5/8 REG	6 5/8 REG	5:6	6	1228-2455	325-650	72-145	4.8	700	10267	7572	6.78	988	14502	10695	220	48400	330	79200	198	265
9LZ228x7.0 L-3-1690	228	9	251-311	9 7/8-12 1/4	6 5/8 REG	6 5/8 REG	9:10	3	1440-3600	380-950	33-83	2.4	350	13295	9805	3.39	495	18779	13850	180	39600	300	66000	147	197
LZ244x7.0 L-6-1026	244	9 5/8	311-445	12 1/4-17 1/2	6 5/8 REG	6 5/8 REG(7 5/8 REG)	1:2	6	1345-2690	399-797	100-200	4.8	700	8983	6625	6.78	988	12690	9358	220	48400	330	79200	240	320
3LZ244x7.0 L-6-1026	244	9 5/8	311-445	12 1/4-17 1/2	6 5/8 REG	6 5/8 REG(7 5/8 REG)	3:4	6	1345-2690	355-710	75-150	4.8	700	10465	7718	6.78	988	14782	10902	220	48400	330	79200	179	240
5LZ244x7.0 L-4-1008	244	9 5/8	311-445	12 1/4-17 1/2	6 5/8 REG	6 5/8 REG(7 5/8 REG)	5:6	4	1650-3300	450-880	64-129	3.2	466	9114	6722	4.52	655	12105	8927	220	48400	330	79200	147	197
5LZ244x7.0 L-5-1008	244	9 5/8	311-445	12 1/4-17 1/2	6 5/8 REG	6 5/8 REG(7 5/8 REG)	5:6	5	1650-3300	450-880	64-129	4	585	11393	8402	5.65	824	16092	11868	220	48400	330	79200	195	262
5LZ244x7.0 L-6-1008	244	9 5/8	311-445	12 1/4-17 1/2	6 5/8 REG	6 5/8 REG(7 5/8 REG)	5:6	6	1650-3300	450-880	64-129	4.8	700	13670	10082	6.78	988	19310	14240	220	48400	330	79200	234	315
C5LZ244x7.0 L-4-1260	244	9 5/8	311-445	12 1/4-17 1/2	6 5/8 REG	6 5/8 REG(7 5/8 REG)	5:6	4	2100-4200	600-1110	65-131	3.2	466	13020	9602	4.52	655	17290	12753	220	48400	330	79200	215	288
7LZ244x7.0 L-4-1008	244	9 5/8	311-445	12 1/4-17 1/2	6 5/8 REG	6 5/8 REG(7 5/8 REG)	7:8	4	1775-3550	469-938	61-122	3.2	466	10300	7598	4.52	655	14550	10733	220	48400	330	79200	167	224
C7LZ244x7.0 L-4-1264	244	9 5/8	311-445	12 1/4-17 1/2	6 5/8 REG	6 5/8 REG(7 5/8 REG)	7:8	4	2225-4450	588-1176	61-122	3.2	466	14765	10890	4.52	655	20856	15381	220	48400	330	79200	240	321
7LZ244x7.0 L-5-1096	244	9 5/8	311-445	12 1/4-17 1/2	6 5/8 REG	6 5/8 REG(7 5/8 REG)	7:8	5	2270-4540	600-1200	68-135	4.0	585	15950	11760	5.65	824	24030	17720	220	48400	330	79200	310	415
7LZ244x7.0 L-5-7-1008	244	9 5/8	311-445	12 1/4-17 1/2	6 5/8 REG	6 5/8 REG(7 5/8 REG)	7:8	5.7	2270-4160	600-1100	72-132	4.56	660	20600	15190	6.44	934	29090	21460	220	48400	330	79200	330	442
3LZ286x7.0 L-4-1280	286	11 1/4	375-660	14 3/4-26	(6 5/8 REG) 7 5/8 REG (6 5/8 REG) 7 5/8 REG		3:4	4	2850-5700	1000-1500	97-196	3.2	466	11840	8731	4.52	655	15724	11597	300	67500	550	123750	290	388

8 Uniform Thickness Technological Parameters

Model	Tool OD		Bit Size		Connecting Thread		Lobe	Stage	Flow Rate		Rotary Speed	Working Pressure Loss		Output Torque		Max Pressure Loss		Max Torque		Working Pressure		Max Pressure		Output Power	
	mm	in	mm	in	up	down			lpm	gpm		rpm	Mpa	psi	N.m	lb-ft	Mpa	psi	N.m	lb-ft	KN	lb	KN	lb	KW
U5LZ73x7.0 L-3-600	73	2 7/8	95-121	3 3/4-4 3/4	2 3/8REG	2 3/8REG	5:6	3	176-616	76-162	167-589	3.36	489	445	327	4.746	691	628	463	12	2640	25	5500	34	46
U5LZ120x7.0 L-4-900	120	4 3/4	149-200	5 7/8-7 7/8	3 1/2REG	3 1/2REG	5:6	4	694-1388	184-367	140-278	4.4	647	2795	2061	6.215	900	3948	2912	49	10803	100	22000	103	138
U5LZ165x7.0 L-4-840	165	6 1/2	213-251	8 3/8-9 7/8	4 1/2REG	4 1/2REG	5:6	4	862-1724	228-456	87-174	4.8	700	5507	4062	6.78	988	7780	5737	80	17600	160	35200	120	160
U5LZ172x7.0 L-4-840	172	6 3/4	213-251	8 3/8-9 7/8	4 1/2REG	4 1/2REG	5:6	4	947-1894	250-500	92-184	4.4	647	5719	4218	6.215	900	8079	5959	100	22000	170	37400	140	187
U5LZ172x7.0 L-5-840	172	6 3/4	213-251	8 3/8-9 7/8	4 1/2REG	4 1/2REG	5:6	5	947-1894	250-500	92-184	5.5	808	7148	5272	7.769	1125	10099	7449	100	22000	170	37400	140	187
U6LZ178x7.0 L-4.5-700	178	7	213-251	8 3/8-9 7/8	4 1/2REG	4 1/2REG	6:7	4.5	1080-2100	285-555	110-225	4.95	722	6451	4756	6.93	1011	9220	6799	100	22000	170	37400	185	248
U7LZ172x7.0 L-4-920	172	6 3/4	213-251	8 3/8-9 7/8	4 1/2REG	4 1/2REG	7:8	4	1183-2366	312-625	84-168	4.4	647	7895	5822	6.215	900	11150	8220	100	22000	170	37400	220	295
U7LZ172x7.0 L-5-920	172	6 3/4	213-251	8 3/8-9 7/8	4 1/2REG	4 1/2REG	7:8	5	1183-2366	312-625	84-168	5.5	809	9866	7276	7.75	1139	13905	10253	100	22000	170	37400	220	295
U5LZ197x7.0 L-4-840	197	7 3/4	251-311	9 7/8-12 1/4	5 1/2REG	6 5/8REG	5:6	4	1113-2225	295-588	79-158	4.8	700	9146	6745	6.78	988	12920	9528	150	33000	200	44000	180	240
U5LZ203x7.0 L-4-840	203	7 3/4	251-311	9 7/8-12 1/4	5 1/2REG	6 5/8REG	5:6	4	1113-2225	295-588	79-158	4.8	700	9146	6745	6.78	988	12920	9528	150	33000	200	44000	180	240
U7LZ203x7.0 L-4-1050	203	8	251-311	9 7/8-12 1/4	5 1/2REG	6 5/8REG	7:8	4	1530-3060	404-808	75-151	4.4	647	11345	8366	5.65	824	14567	10743	155	34100	250	55000	207	278
U7LZ210x7.0 L-4.2-1008	210	8 17/32	251-375	9 7/8-14 3/4	6 5/8REG	6 5/8REG	7:8	4.2	1589-3178	420-839	68-137	4.62	679	13570	10000	6.52	958	19152	14125	180	39600	300	66000	247	331
U7LZ244x7.0 L-4.5-1096	244	9 5/8	311-445	12 1/4-17 1/2	6 5/8REG	6 5/8REG(7 5/8REG)	7:8	4.5	2270-4540	600-1200	68-135	4.95	727	21530	15878	6.975	1025	30330	22373	220	48400	330	79200	385	517



LILIN GROUP

■ www.lilingroup.com

Add: Lilin group Jinnan, Tianjin, China

P.O.BOX: 300350 Tel:86-22-58052996

E - mail: sale@lilingroup.com